



Welcome to Everett Public Schools

Featuring the District Website and
Learning Management System Tools



New District Webpage

 District Home

Select a School

 Translate this page

Sign In



OUR DISTRICT

DEPARTMENTS & PROGRAMS

STUDENTS

PARENTS

COMMUNITY

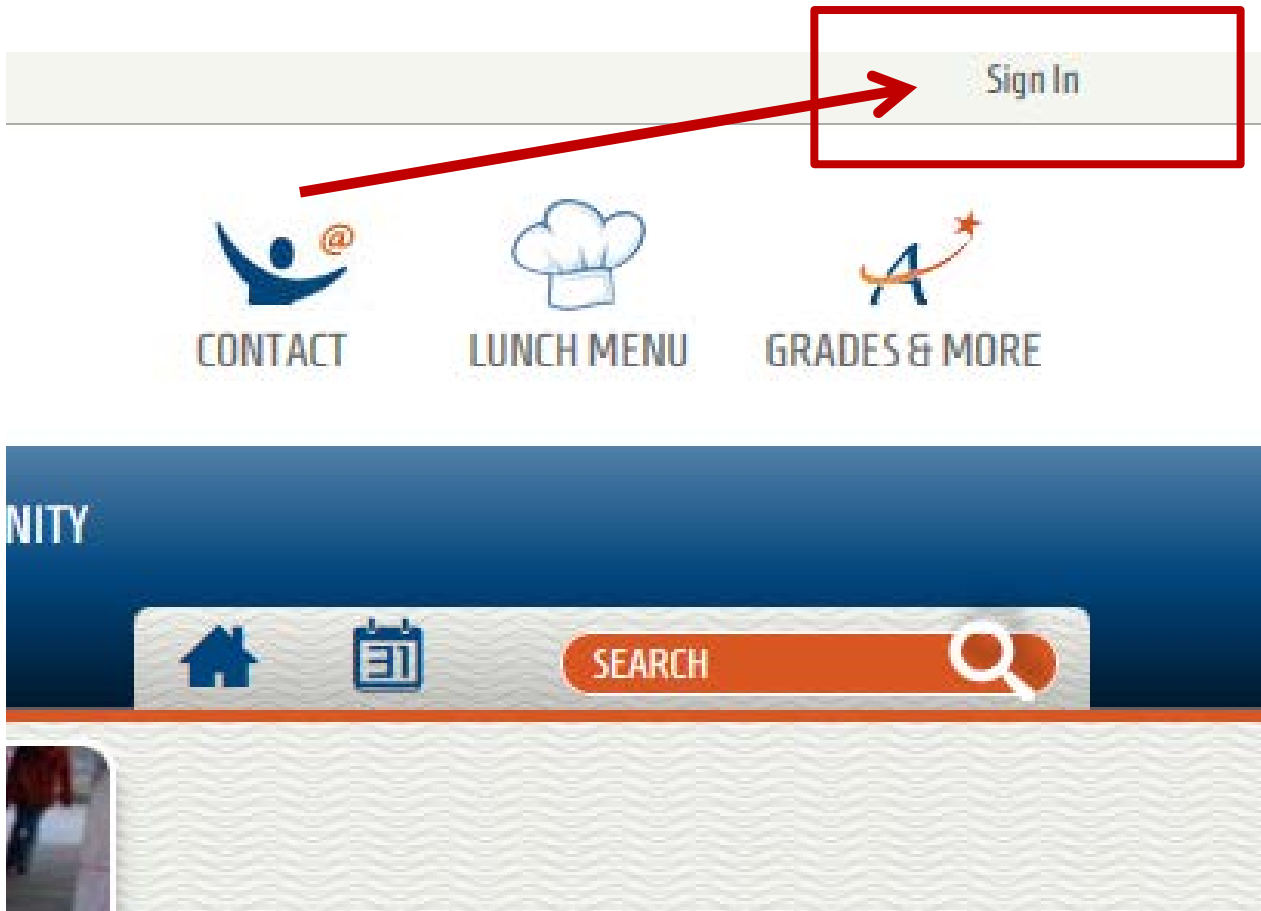


SEARCH





New District Webpage



Email LMS if you need a password.

Need a log in or password? - Here is how to get started:

- Confirm with your child's school that you have web access and the correct email on file.
- Email lms@everettsd.org with a login/password request (include your student's name, ID# and DOB) along with your name and relation.
- LMS will confirm your web access "rights" and your email is in the student database from your child's school.
- We will email you your login/password.

If you want to see all of your children with one login, please contact your child's school and ask them to link your account to all children.

Questions about the Learning Management System - email lms@everettsd.org



Enter your user name and password to sign in.

You can use this site without being registered or signing in, but registered users who sign in may have access to additional features and information. Please remember that your password is case-sensitive.

User Name:

Password:

[Sign In](#)[Forgot My Password](#)

4730 COLBY AVE | EVERETT, WA 98203 | PHONE: 425-385-4000



After initial log in – guardians can update the password

Want to change your password?

- *Parents - [Click Here](#)*
- *Staff and student password changes are made using [district procedures for updating passwords](#).*



New District Webpage

Personal dashboard

Users can set up their personal dashboard, called *MyView*, to display only the information they want to see. They can add tabs and gadgets, then sort and rearrange the gadgets any way they want – as often as they like.

Planner

MyView makes it easy for busy families to keep track of school events and activities all in one place. Users can filter in events from the website and add their own.



New District Webpage

Add school announcements

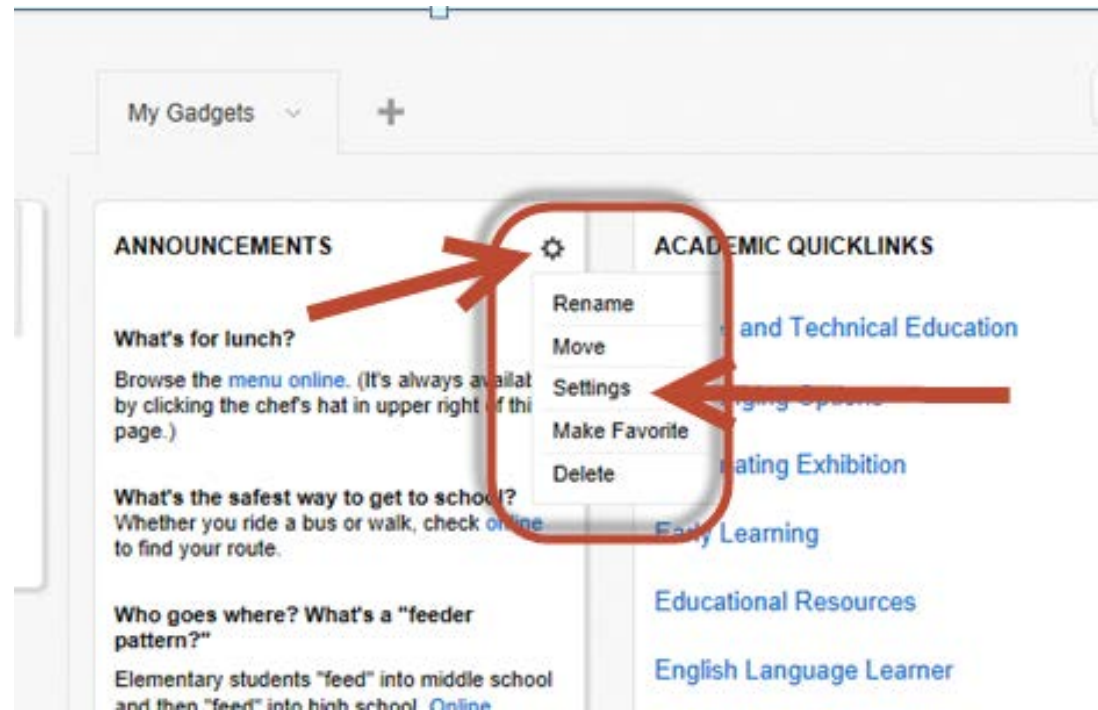
To add a school announcement to your dashboard:

Sign in

Mouse over the *Announcements* gadget

Click on the gear

Select *Settings*





New District Webpage

Click *Add Content*

Choose a *Site* (school)

Click *Continue*

Click *Save*

Reorder the announcements by left clicking and dragging so they are in the order you desire.

Click *Save*

A screenshot of a settings dialog box. At the top, the title "Settings" is displayed in bold black text, with a close button (X) to its right. Below the title, there is a line of instructional text: "Click and drag to rearrange your content or click X to remove it. Double click to change a heading." A green button labeled "Add Content" is positioned below the instructions. Underneath, a list item is shown for "Everett Public Schools" with a small X button to its right. Below the list item, the text "App: District Announcements" is visible. Further down, the text "Display this many announcements per area:" is followed by a dropdown menu currently set to "5". At the bottom of the dialog, there are two buttons: "Save" and "Cancel".



New District Webpage

Add school announcements

Choose a Site (school)

Click Continue

Click Save

Reorder the announcements by left clicking and dragging so they are in the order you desire.

Click Save

Gadget Content

Use the drop down menus below to browse through the website's content. Anything you can add will display in the middle column. Click on content to select it. Your selections will display on the right. When you are finished click Continue.

Choose a site:

Heatherwood Middle School

- ✓ Heatherwood Middle School
- View Ridge Elementary School

Add or remove sites from this list...

▼ Teachers

- Lundberg, Edwin
- Pewitt, Sarah
- Watson, Reija

You Can Add:

Homepage
Heatherwood Middle School
ANNOUNCEMENTS

Your Selections:
You haven't made any selections yet.

Select the announcements you would like - and they will move into your list.

Continue **Cancel**



New District Webpage

Gadget Content

Use the drop down menus below to browse through the website's content. Anything you can add will display in the middle column. Click on content to select it. Your selections will display on the right. When you are finished click Continue.

Choose a site:

- ✓ Heatherwood Middle School
 - View Ridge Elementary School
- Add or remove sites from this list...

▼ Teachers

- Lundberg, Edwin
- Pewitt, Sarah
- Watson, Reija

You Can Add:

Homepage

Heatherwood Middle School
ANNOUNCEMENTS

Your Selections:

You haven't made any selections yet.

Continue

Cancel



New District Webpage

Add school announcements

Choose a *Site* (school)

Click *Continue*

Click *Save*

Reorder the announcements by left clicking and dragging so they are in the order you desire.

Click *Save*

Gadget Content

Use the drop down menus below to browse through the website's content. Anything you can add will display in the middle column. Click on content to select it. Your selections will display on the right. When you are finished click Continue.

Choose a site:

Heatherwood Middle School

- ✓ Heatherwood Middle School
- View Ridge Elementary School

Add or remove sites from this list...

▼ Teachers

- Lundberg, Edwin
- Pewitt, Sarah
- Watson, Reija

You Can Add:

Homepage

Heatherwood Middle School ANNOUNCEMENTS

Your Selections:

You haven't made any selections yet.

Continue Cancel

Select the announcements you would like - and they will move into your list.



New District Webpage

The planner

This is an integrated calendar allowing you to add events like a traditional computer calendar. Districtwide events will automatically appear on your calendar.

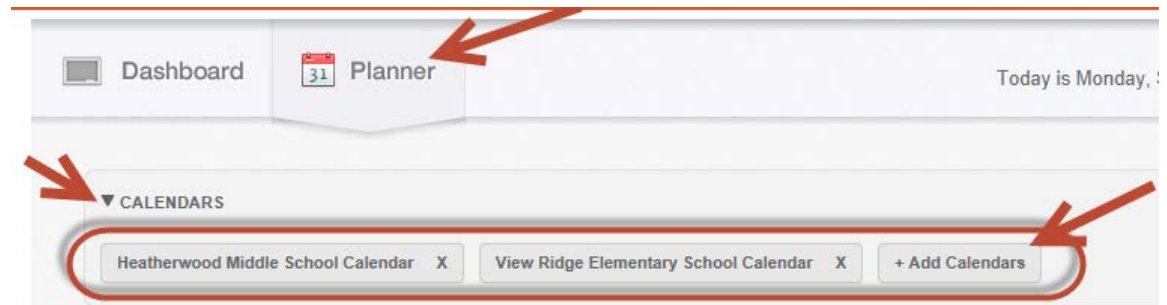
To add the school calendar:

Click the arrow beside calendar

Click *Add Calendars*

Select the school

Click *Save*



After clicking *Add Calendars* you can **Click** *Other Areas*. **Select** the school and **locate** the teacher calendars you would like to add.

The planner also has a category area in which you can filter what kinds of events you see.



New District Webpage

Under Parents – you can find Parent Tools > Web Instructions

EVERETT PUBLIC SCHOOLS

CONTACT LUNCH MENU GRADES & MORE

OUR DISTRICT DEPARTMENTS & PROGRAMS STUDENTS **PARENTS** COMMUNITY

SEARCH

PARENT TOOLS

- ★ Academic Resources
- ★ Educational Resources
- ★ Help for Families
- ★ Parent Tips
- ★ Payment Online
- ★ School Supplies
- ★ Student Handbook
- ★ **Web Instructions**

- [Health-Fitness](#)
- [Library](#)
- [Literacy](#)
- [Performing Arts](#)
- [Social Studies](#)
- [STEM](#)
 - [Career & Technical Education](#)
 - [Math](#)
 - [Science](#)
- [Visual Arts](#)
- [World Languages](#)

Stay tuned here for instructions and updates at they become available.

EVERETT PUBLIC SCHOOLS
Equal Opportunity Employer

4730 COLBY AVE | EVERETT, WA 98203 | PHONE: 425-385-4000

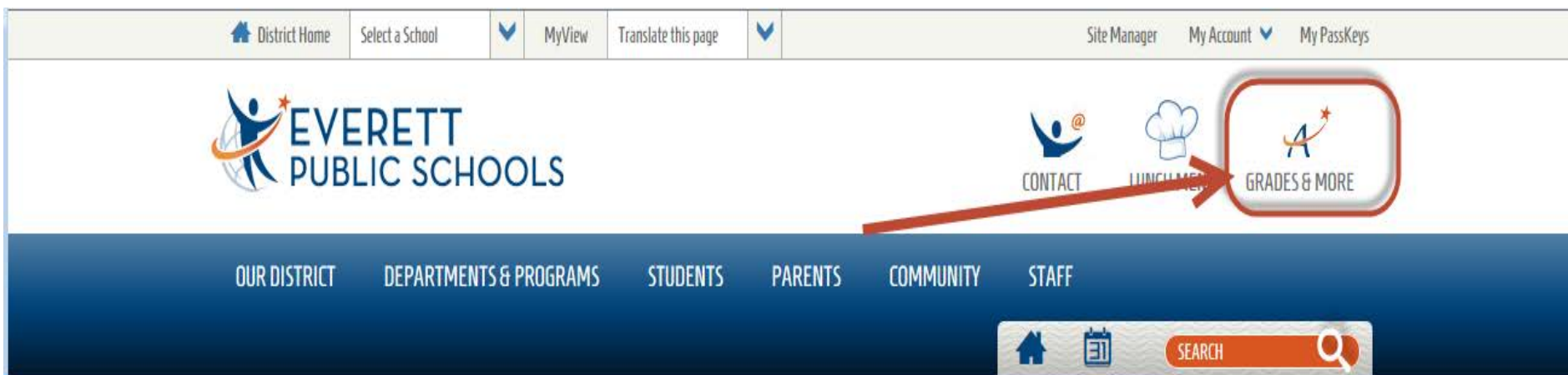
InTouch f

Questions or Feedback? | Schoolwires Privacy Policy (Updated) | Terms of Use powered by schoolwires®



New District Webpage

To find specific information about your student – select Grades & More in the upper right corner of your screen.



Welcome to Learning Management System

Select the icon for the system that best matches your purpose.



All Levels K-12

- District/State Test Scores
- Quick View Attendance
- Special Education (IEP)
- View Discipline
- Update Guardian Email and Phone Numbers

Middle/High School

- Four Year High School Plan
- Print Report Cards
- Transcripts



Middle/High School

- Gradebook
- Assignments
- Grades
- Reports for Attendance
 - Customizable
 - By Class
- Email Subscription
 - All Class Assignments
 - Grade Alerts



Login

[Click here](#) for the Everett Public Schools home page.

Please enter your account information for Home Access Center.

Select a District:

Everett Public Schools Live DB 

User Name:

Password:

[Forgot My Username or Password](#)

Login

Students log in with their ID numbers and network password.

Parents log in with their LMS user name and password. Need a password: email lms@everettsd.org

School Logo

If you have more students - select Change Student to select a different child

Change Student



Home



Attendance



Classes



Grades



Student Support



Registration

Demographic

Choose Your Student

- Building: 21 Grade: 03
- Building: 4334 Grade: 06

Cancel Submit

Student Name:
Birth Date:
House/Team:
Counselor:

Building:
Gender: Female
Calendar: Regular
Homeroom: P1

Grade: 06
Language: English
Homeroom Teacher:

Contact

Edit

Student

Student Mailing Address

Student Address

Guardian

Guardian

Guardian

Guardian

Guardian





Student Support is an area that will expand over time. Currently guardians can find the Discipline tab and if a child has an IEP the Special Education tab.

The screenshot shows the Home Access Center interface. At the top is a navigation bar with six icons: Home (house), Attendance (calendar), Classes (book), Grades (A+), Student Support (person), and Registration (calendar). The 'Student Support' icon is circled in red. Below this are two tabs. The left tab is titled 'Discipline' and shows a dropdown menu for 'View Discipline by Year' set to 'All Years' and a message: 'This student has no discipline incidents to view in Home Access C'. The right tab is titled 'Special Education' and shows a button for 'View IEP - May not reflect changes made at the IEP Meeting'. The 'Special Education' tab title is circled in red.



In Elementary, the Grades link will allow guardians to access district and state test scores.

Home Attendance Classes **Grades** Student Support Registration

Test Scores

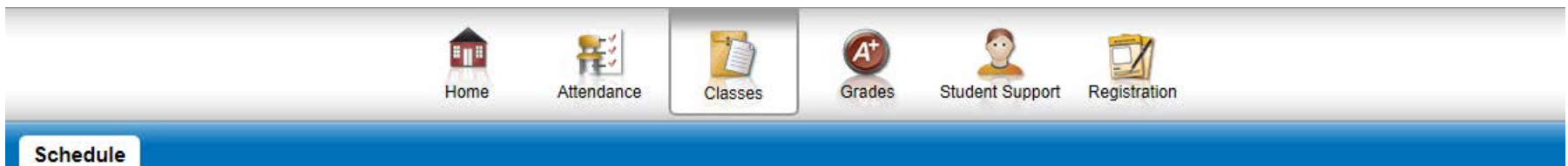
Msp03 Test: MSP03 Level: 1 Form: 1 Date: 5/1/2011

Grade: 03 Age: 9 Building: View Ridge Elementary

Subtest	Scores		
Math Overall	Math Overall Status: MET Mntm: TS	Mrs: 27 Math Level: 3	Math Scale Score: 429
Reading Overall	Rstn: MET Rntr: TS	Rrs: 28 Rlev: 4	Rss: 427
Science Overall	Sstn: Rnts:	Srs: Slev:	Sss:
Writing Overall	Wstn: Rntw:	Wrs: Wlev:	Wss:



Under Classes you will find the different content areas taught in elementary school. Homeroom is the student's main teacher for the day. The teacher's name is hyperlinked to their email.



Schedule

2013 - 2014 Schedule

Course	Description	Periods	Teacher	Room	Days	Marking Periods	Building	Status
HRM300 - 2	Homeroom	HRM		N/A	M, T, W, R, F	M1, M2		Active



Within attendance you will find a calendar view. Highlighted dates are where the student has an attendance code. Green=Excused; Red = Unexcused – specific codes are in a key at the bottom of the screen. Hover over day to see actual absence code.

Home
Attendance
Classes
Grades
Student Support
Registration

Month View

September 2013

>>

Sun	Mon	Tue	Wed	Thu	Fri	Sat
			4	5	6	7
8	9	10	11	12	13	14
15	16	17	18	19	20	21
22	23	24	25	26	27	28
29	30					

Color Legend

<ul style="list-style-type: none"> ■ Absence Excused ■ Absence Unexcused - Late to Class ■ Alternate Services ■ AM 1/2 Day Unexcused 	<ul style="list-style-type: none"> ■ Absence Unexcused ■ Absent Excused - Late to Class ■ AM 1/2 Day Excused ■ Counseling Office
--	--



The Home page is another area that will expand over time, currently you can find links to other key parent and student tools.



Additional Resources

- [Volunteer Information](#)
- [Sign Up For District Communications](#)
- [Payments Online](#)
- [Meal Pay Online](#)
- [Learning Management System](#)

- [Change Password](#)



New District Webpage

If you also have a middle or high school student; check out the Gradebook view. Information posted on the website.

Welcome to Learning Management System

Select the icon for the system that best matches your purpose.



All Levels K-12

- District/State Test Scores
- Quick View Attendance
- Special Education (IEP)
- View Discipline
- Update Guardian Email and Phone Numbers

Middle/High School

- Four Year High School Plan
- Print Report Cards
- Transcripts



Click here to see current grades and attendance

Middle/High School

- Gradebook
- Assignments
- Grades
- Reports for Attendance
 - Customizable
 - By Class
- Email Subscription
 - All Class Assignments
 - Grade Alerts



Learning Management System Gradebook



The login form is enclosed in a light blue border. On the left side, there is an icon of a computer monitor displaying a globe, with a padlock in front of it. To the right of the icon, the text "Username" is followed by a white input field. Below this, the text "Password" is followed by another white input field. At the bottom of the form, there is a grey "Sign in" button and a blue link labeled "Forgot Password". A red arrow points from the right side of the form towards the Username input field.

Middle and high school students log in with their ID number and network password.

Middle and high school parents log in with their LMS user name and password.

Need a password?
Email
LMS@everettsd.org

